

Gleichstrom- & Gleichspannung Messumformer
Convertisseur Tension Courant continu
Convertitore per corrente o tensione C.C.
D.C. current or voltage transducers

JECOTECH
AG
 FLUGHOFSTRASSE 37
 CH-8152 GLATTBRUGG
 SWITZERLAND

LED - ANZEIGE	Témoin LED	LED - indication	Controlli - LED	✓
Genauigkeit	Exactitude	Accuracy class	Precisione	1.0 % / 0.2 %
Eingangsbereich	Entrée	Input	Ingresso	1 ÷ max 120 %
Ausgangsbereich	Sortie	Output	Uscita	1 ÷ max 120 %
Messzyklus	Temps	Reading update	Aggiornamento	200 ms
max. Bürde	charge max.	load max.	Carrico massimo	750 Ω 4-20 mA
Ueberlast dauernd	Surcharge perm.	Continuous overload	Sovracarico permanen.	2 x In; 1.2 x Un
Stossüberlastung	Surcharge courte durée	Short-term overload	Sovrac. di breve durata	1 sec. 20 x In; 2 x Un
Eigenverbrauch	Consomation	Consumption	Consumo	≤ 3VA / 3 W
Hilfsspannung	alimentations	power supply	alimentazione	
Eigenverbrauch I - Kreis	Consomation circuit - I	Current consumption	Consumo di corrente	60 mV
Eigenverbrauch U - Kreis	Consomation circuit - U	Voltage consumption	Consumo di tensione	100 µA
Temperaturbereich	Plage de température	Working temperature	Temperatura operativa	-10° ÷ 0 ÷ 45 ÷ 50°C
Lagertemperatur	Température de stock	Storing temperature	Temp. di immagazinag.	-30°C ... 70°C
Schutzart	Degré de protection	Protection degree	Grado di protezione	IP 40 / IP 20
Prüfspannung	Tension d'essai	Test voltage	Tensione di prova	2 kV 50Hz 1min.
Stossspannungsfestigkeit	Essai par impulsion	Impulse test	Prova impulsi	5 kV; 1.2 / 50µs
Galvanische Trennung	Séparation calvanique	Galvanic insulation	Isolamento galvanico	total
EMV - Normen	Conformité	Electro Magnetic	Compatib.	EN 60 688
Störfestigkeit	électromagnétique	Comp.	Electromaget.	EN 61326 - 1
Störaussendung	immunité	immunity	resistenza perturbatrice	
	émission	emission	emissione	perburbatrice

BESTELLANGABEN - POUR PASSER COMMANDE - DATI PER L'ORDINAZIONE - ORDERING INFORMATION

TYPE	CODE	INPUT	CODE	TYPE	CODE	INPUT	CODE	OUTPUT	CODE	Hilfsspannung
CI. 1%	1FM			CI. 1%	1FM					Alimentations
1MCOMA	- AB1	1 mA	- AA	1MCOMV	- AA1	60 mV	- AA	0 ÷ 5mA	- A	Alimentazione
		5 mA	- AB			100 mV	- AB	0 ÷ 10mA	- B	Power supply
2x OUTPUT		10 mA	- AC	2x OUTPUT		150 mV	- AC	0 ÷ 20mA	- C	CODE
1MCOMA2	- AB2	0 ÷ 20mA	- AD	1MCOMV2	- AA2			4 ÷ 20mA	- D	20 ÷ 60V ac / dc
		4 ÷ 20 mA	- AE			± 60 mV	- BA			- UH1
CI. 0.2%		1 A	- AF	CI. 0.2%		± 100 mV	- BB	± 5mA	- E	
1MC2MA	- AB3	5 A	- AG	1MC2MV	- AA3	± 150 mV	- BC	± 10mA	- F	80 ÷ 260V ac / dc
		10 A	- AH					± 20mA	- G	
2x OUTPUT				2x OUTPUT		1 V	- DA			
CI. 0.2%				CI. 0.2%		5 V	- DB	0 ÷ 1V	- H	
1MC2MA	- AB4			1MC2MV	- AA4	10 V	- DC	0 ÷ 5V	- I	
						30 V	- DD	1 ÷ 5V	- J	
						60 V	- DE	0 ÷ 10V	- K	
						100 V	- DF	2 ÷ 10V	- L	
						150 V	- DG			
						200 V	- DH	± 1V	- M	
						300 V	- DI	÷ 5V	- N	
						500 V	- DJ	÷ 10V	- O	
						600 V	- DK			

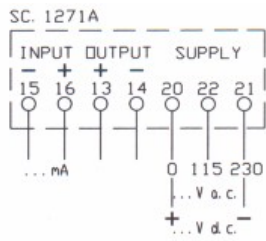
Eing. Ausgang
 Entr. Sortie
 Ingres. Uscita
 Inpt. output
 Supply

Hilfsspg.
 Aliment.
 Power
 Supply

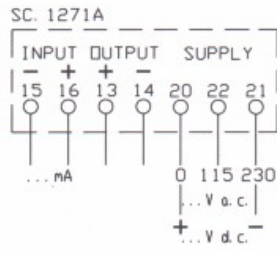
Beispiel
 Per esemp.
 Example

60mV 4...20mA 20..60 V

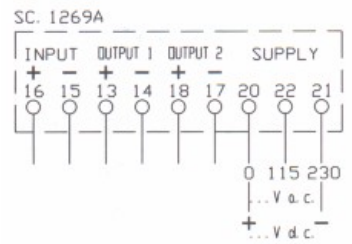
= 1FM - AA1 - AA - D - UH1



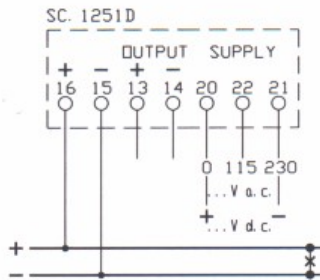
1MCOMA



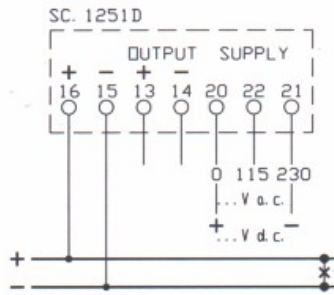
1MC2MA



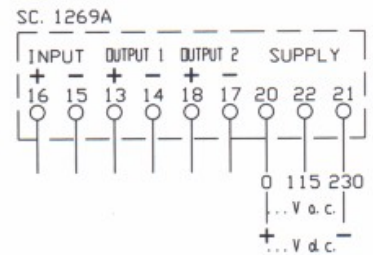
1MCOMA2 - 1MCOMV2



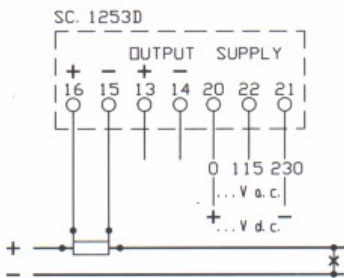
1MCOMV



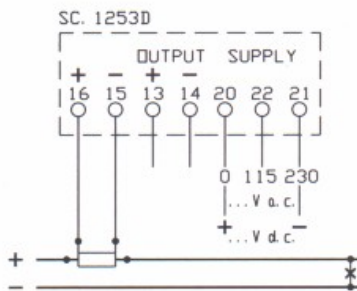
1MC2MV



1MC2MA2 - 1MC2MV2



1MCOMV



1MC2MV

